

2021-2022 Supply List

Grades Kindergarten – Second

New Health Forms required for all students before the start of the school year. Student name must be on all clothing items and supplies brought to school. Student must bring a book bag to school everyday.

No permanent markers or white out is allowed.

- Scissors – 1
 - Dry Erase markers – 1 pack
 - Glue stick – 2 packs
 - 24 count crayons – 1 pack
 - Color pencils – 1 pack
 - Pocket plastic folders – 5
 - Pack of 24 #2 pencils – 1
 - Pink or white erasers – 1 pack
 - 3x5 index cards – 2 packs
 - Composition books – 4
 - Scotch tape – 1 Roll
 - Ziplock bags (Gallon or Quart size) – 1 box
 - Ziplock bags (sandwich size) – 1 box
 - Kleenex – 2 boxes
 - Clorox wipes – 2 boxes
 - Germ-X - 2 small or one large bottle
 - Paper towels – 2 Rolls
 - Book Bag – 1 (No wheels)
 - Large Zipper pencil pouches – 2
 - Umbrella or Poncho
-
- **Art Pouch with supplies – A zipper pouch with student's name and grade clearly marked with the following items inside the pouch- Drawing pencil – 2(HB or 3B); age appropriate good pair of scissors; Glue sticks – 2; White pearl eraser – 1.**



Zolut

More than school supplies

Dear Students & Parents:

Our school year is almost over. It has been a great year!

Before you go on a well deserved summer break, do not forget to purchase your supplies for next year. It takes only a few minutes to get ready for our upcoming new year.

Just visit www.zolut.com and follow the steps below.

Free shipping is still available only this week.



1

Visit
www.zolut.com
and search for
our school

2

Select your grade for
which you will be
purchasing the
supplies.

3

The list would be already
set-up as per school
specifications.

WWW.ZOLUT.COM

WHERE THE WILD THINGS ARE



STORY AND PICTURES BY MAURICE SENDAK

Kindergarten Summer reading book: "Where The Wild Things Are" by Maurice Sendak

Process:

1. Parents and child should read the book together and discuss the different characters throughout the book. Look at the monsters features and textures.
2. The student should pick their three (3) favorite characters.
3. The student and parent will make three 3-D characters using household materials.

Materials can include but are not limited to:

Construction paper

Paper plates

Paper bowls


Toilet paper rolls

Pipe cleaners

Cans

Students will also be required to practice writing their first and last name as well as numbers 1-10. Attached is a sample copy of the handwriting paper we will use in Kindergarten. Thank you for all your help, and I look forward to seeing you in August.

Mrs. Malles



Name: _____

Cat and Mouse

Trace each line.

The tracing practice consists of three rows of a large inverted V-shape. Each row starts with a ball of yarn on the left and ends with a mouse on the right. A cat is positioned at the top vertex of each V. The top row has a thick solid line. The middle row has a thin solid line. The bottom row has a dashed line. Arrows point from the yarn to the top vertex and from the top vertex to the mouse.

CD-104439 • © Carson-Dellosa




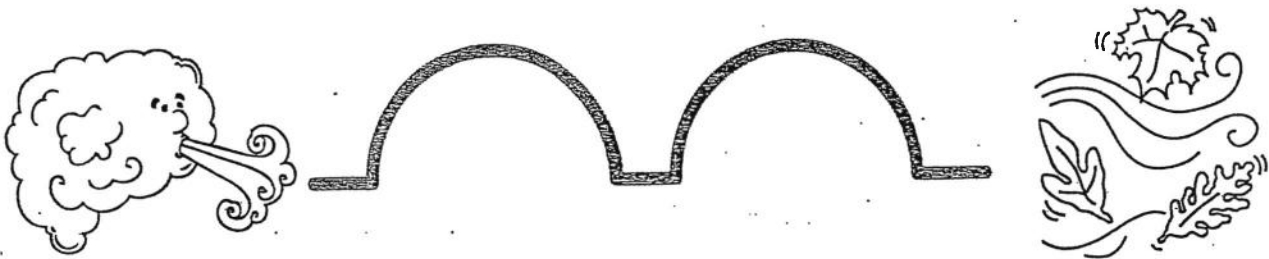


Trace each line above with a different color of crayon.

Name: _____

Tracing Lines—Wavy

Windy Weather

Trace each line.



CD-104439 • © Carson-Dellosa

Try This!

Think of something wavy, like the ocean. Draw a picture of it with wavy lines.

Write first and last name

2

3

F

S

9