

WHERE THE WILD THINGS ARE



STORY AND PICTURES BY MAURICE SENDAK

Kindergarten Summer reading book: "Where The Wild Things Are" by Maurice Sendak

Process:

1. Parents and child should read the book together and discuss the different characters throughout the book. Look at the monsters features and textures.
2. The student should pick their three (3) favorite characters.
3. The student and parent will make three 3-D characters using household materials.

Materials can include but are not limited to:

Construction paper

Paper plates

Paper bowls

Toilet paper rolls

Pipe cleaners


Cans

Students will also be required to practice writing their first and last name as well as numbers 1-10. Attached is a sample copy of the handwriting paper we will use in Kindergarten. Thank you for all your help, and I look forward to seeing you in August.

Name: _____

Cat and Mouse

Trace each line.



CD-104439 • © Carson-Dellosa









Trace each line above with a different color of crayon.

Name: _____

Tracing Lines—Wavy

Windy Weather

Trace each line.



★ **Try This!** ★

Think of something wavy, like the ocean. Draw a picture of it with wavy lines.

Write first and last name

1.

2.

3.

4.

5.



Name _____

 **Trace** the letters **Aa-Zz**. Then practice **writing** them on the lines below.


Aa Bb Cc Dd

Ee Ff Gg Hh Ii

Jj Kk Ll Mm



Name _____

 **Trace** the letters **Aa-Zz**. Then practice **writing** them on the lines below

Nn - Oo - Pp - Qq

Rr - Ss - Tt - Uu - Vv

Ww - Xx - Yy - Zz



Name: _____

Date: _____

Uppercase Alphabet Chart



	A									
	B									
	C									
	D									
	E									
	F									
	G									
	H									
	I									
	J									
	K									
	L									
	M									
	N									
	O									
	P									
	Q									
	R									

	S									
	T									
	U									
	V									
	W									
	X									
	Y									
	Z									


Name:

Date:



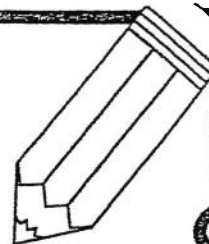
Write the Lowercase Alphabet From Memory

A vertical arrangement of 10 squares. The second square from the top has a horizontal extension to the right, forming a T-shape. The remaining squares are stacked vertically below it.



Letter & Sound

ID:



B	T	L	Y	S	P	K	A	X
M	J	N	C	R	F	U	D	W
Q	I	V	H	G	E	Z	O	

d	j	p	e	x	a	n	o	i	a
u	g	c	h	z	t	m	r	q	
b	f	y	w	k	s	v	l	g	

Numbers 1-20

Directions:

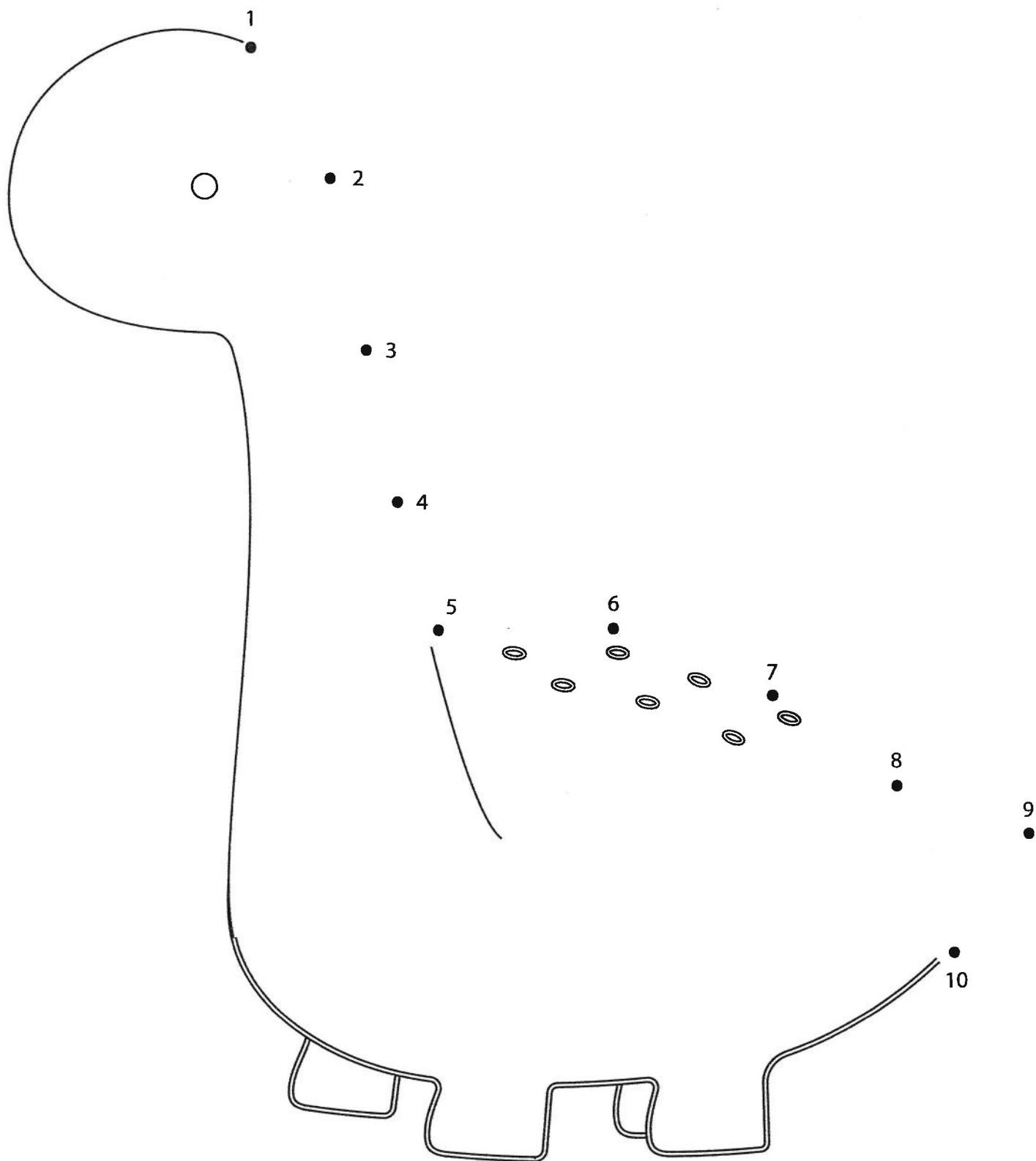
Trace each number, then write it in the box below.

Name: _____

1	2	3	4	5
6	7	8	9	10
11	12	13	14	15
16	17	18	19	20

Write the numbers from 1-10


Name: _____



Name _____

0	▲ 1	▲▲ 2	▲▲ ▲ 3	▲▲ ▲▲ 4	▲▲ ▲▲ ▲ 5
---	--------	---------	--------------	---------------	--------------------


How many ships are there?
Circle the number.




0 1 2 3 4 5




0 1 2 3 4 5



0 1 2 3 4 5



0 1 2 3 4 5



0 1 2 3 4 5